













BUSTER ActivityMat Q&A

Can the dog play with the ActivityMat when it is home alone?	No – the dog must be supervised when playing with the ActivityMat.
Can more than one dog play with the ActivityMat at the same time?	Yes, if the dogs are used to sharing, otherwise it is not recommended.
Is it possible to buy larger mats for large dogs?	No, the ActivityMat is available in only one size but the majority of dogs can play with the ActivityMat.
Can the ActivityMat tasks be placed anywhere you want on the mat?	Yes, but it is recommended that the tasks that the dog will “roll out” are placed at the edge of the mat so that they do not cover the other tasks upon opening.
Can the ActivityMat be used for cats?	As long as the cat understands how to use the ActivityMat there is nothing to prevent this.
Does it take long to prepare the ActivityMat?	No, it takes less than two minutes to prepare the ActivityMat.
Should you help the dog to solve the tasks?	Start by leaving the tasks open until the dog understands what it should do. The dog should generally solve the tasks itself. This is the process that will provide mental stimulation for the dog. If the dog looks like giving up, you can provide guidance but it is important to ensure that the dog has time to try. You should not take the initiative away from the dog.
How old should the dog be before it can play with the ActivityMat?	All dogs are different but it is important that the dog is old enough to understand that it must not bite the toy.
Does it matter how many tasks you add to the ActivityMat?	In the beginning it is recommended that you only add one to two tasks at a time. As the dog improves, the number of tasks can be increased.
Can all dogs play with the ActivityMat?	Yes. But it is important to follow the instructions supplied with the ActivityMat. Certain large or brachycephalic breeds may struggle to solve some of the tasks for which the treats pockets are very small. Here you can choose to train the dog to indicate the treat, after which you can help the dog get the treat out.
Can large dogs play with the ActivityMat?	Yes. But it is important to follow the instructions supplied with the ActivityMat. Certain large or brachycephalic breeds may struggle to get their muzzle or paws into some of the tasks. The pocket may be too narrow and the dog may risk damaging the seam on the task. Instead you can choose to train the dog to indicate the treat, after which you can help the dog get the treat out.
Is it possible for the dog to destroy the ActivityMat by biting it?	Yes, and it is therefore crucial to ensure that the dog is supervised when playing with the ActivityMat. Calm the dog down if it becomes too excited or too intense. It must understand that it needs to work calmly through the tasks.
Can the ActivityMat be washed or tumble dried?	The ActivityMat can be hand washed. It must not be tumble dried.



Can the ActivityMat be used if the dog is not interested in eating treats?	Yes, you can use the dog's ordinary dry food.
Should the tasks be changed each time the dog plays with the ActivityMat?	No, the same "set-up" can be used several times.
How long should the dog play with the ActivityMat for each time?	To avoid overstimulation, the dog must not work on the ActivityMat for more than around 15 minutes at a time. However, it would be beneficial for the dog to play with.
How often should the dog play with the ActivityMat?	Ideally several times per day but it is important to ensure that the dog is not overstimulated.
What should I put in the tasks?	Dry food or dry treats. Ideally with different flavours/smells.
Can the dog play with the ActivityMat outside?	Yes, if it is supervised.
What should I do if the dog rips the tasks off the mat?	If the dog is "overexcited" and rips the tasks off the mat, it may be because it is too hungry and it can therefore be recommended that you feed the dog before it plays with the ActivityMat.
What should I do if the dog is unable to work out how to play with the ActivityMat?	It is important to start with the easy tasks and leave them open so that the dog can easily access the treats, if necessary with some help. It is important that the dog has a good experience so that it avoids becoming impatient/irritated with itself, in this case it is better to give it some help. Do however remember that the dog should take the initiative.
How often should I change the tasks?	It is time to change when the dog has "learned" the set-up or specific tasks. You can also return to the same set-up/tasks later on.
How many different tasks are there?	There are 12 different tasks.
Do all tasks have the same difficulty?	No, the tasks have been split into three levels of difficulty, indicated on the packaging.
Can I buy extra mats or tasks?	Yes. Both mats and tasks are available to purchase separately.

Overview of the different tasks for the BUSTER ActivityMat:

			
Envelope 274338	Water lily 274339	Cone 274340	Top hat 274341
			
Spring roller 274342	Pouch 274343	Pouch with three pockets 274344	Rat trap 274345
			
Rock'n Roll 274346	Mousetrap 274347	Book 274348	Rainbow pouch 274349